

Workshop

Explaining why using facts on geometry

Kimiho CHINO
Shinshu University
chinok@shinshu-u.ac.jp

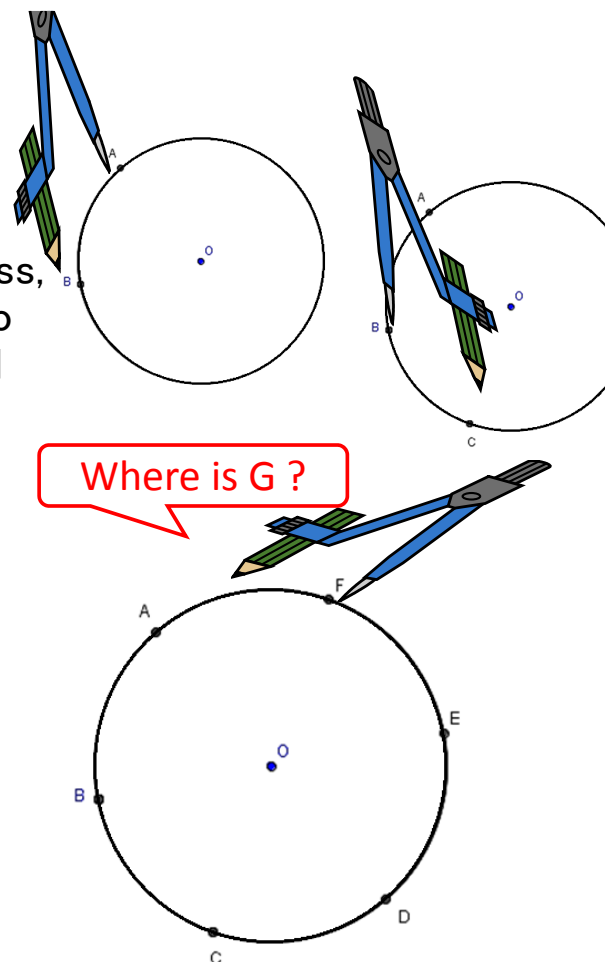
Beyond drawing

Draw a circle by a compass.

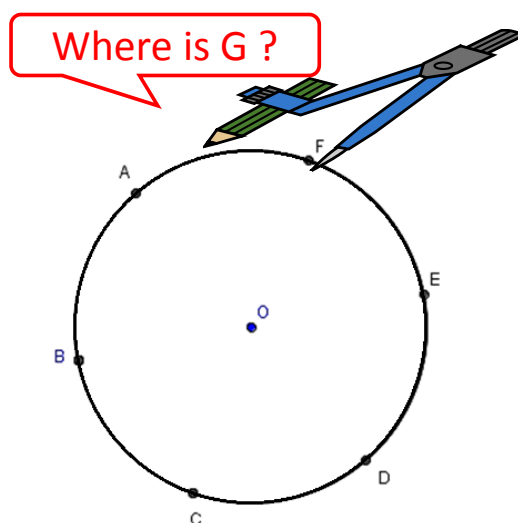
Without changing opening the compass, a needle of the compass is stuck into a point (A) of the circumference, and mark the circumference up with the compass as shown in the figure (B).

Again, without changing opening the compass, a needle of the compass is stuck into B, and mark the circumference up with the compass (C),...

What can you say about positional relationship between 7th mark point (G) and A ?

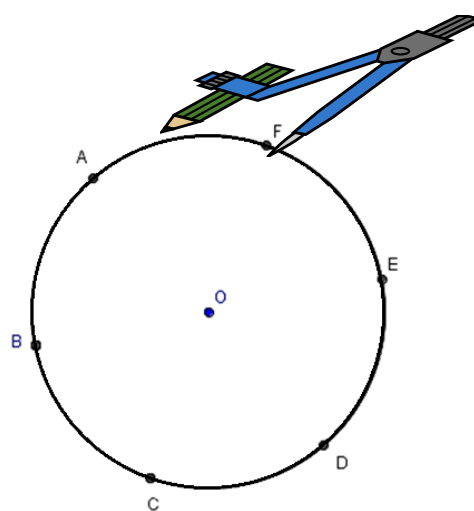


Let's try: Decide the position of G and explain why



What facts do you use in explanation?

Let's try: Formulate your conclusion in your words
based on your proving



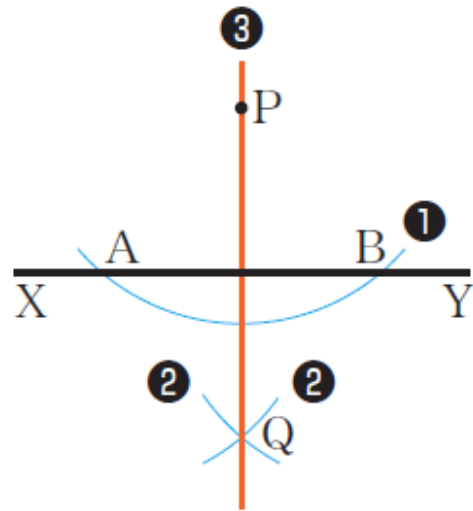
Let's try: Discuss conclusion(s) with your partner

Let's try: Explain why we can construct perpendicular lines

Draw a circle with point P at the center. Label as A and B the points where the circle intersects line XY.

Draw two circles with A and B at their centers and a radius of PA. Label one of the points where they intersect Q.

Draw line PQ.



What facts do you use in explanation?

Let's try: Find a procedure for constructing angle bisectors
based on properties of figures

